

7TH CISM WORLD GAMES WOMEN'S VOLLEYBALL



CISM



WUHAN 2019

7th CISM Military World Games

Daily Bulletin No.6

22-10-2019



Match Results
成绩公告

Match No.:17

As of TUE 22 OCT 2019 at 12:54

Team	Sets	1	2	3	4	5	Total
NED	2	25	25	24	21	12	107
FRA	3	23	21	26	25	15	110
Playing Time		33min	34min	34min	31min	18min	2h30

Start: 10:00
End: 12:42
Match Duration: 2h42
Spectators: 6500

First Referee: BARNSTORF Ralph (GER)

Second Referee: ZAHNG Tao (CHN)

NED - The Kingdom of the Netherlands								
No	C/L	Name	1	2	3	4	5	Pts
1		TIMMER Y	5	5	5	3	3	12
2		KERSTEN A		11		11		1
4	C	STREUTKER E						0
5		de JONG M			1	15	1	6
6		KOLKMAN I	3	3	3	4	2	3
7		KONING A	4	4	4	5	5	13
8		WOUTERS A						0
9		SIJBESMA I						0
10		VONK C	1	1	1	2	6	9
11		WESTRIK I	6	6	6	1		4
14	L	KLOKKER P	L	L	L	L	L	0
15		STIENSTRA K	2	2	2	6	4	20
Coach: E S (NED)								
Assistant Coach: M K (NED)								

FRA - The French Republic								
No	C/L	Name	1	2	3	4	5	Pts
1		GOMEZ J	4	4	4	5	4	13
2		TAMEHA M	2	2	2	3	2	26
3	C	SCHERMANN P	5	7	5			3
4		BRACONNIER C	4		1			1
5		BETZER N	8	6	6	1	6	15
6		ALEMANY PEREZ E						0
7		MONTI L	3	5				1
8		MARCANTONI B	3		3	6	5	6
10		RICHIER F	1	1	13	2	1	4
11		JONSTOMP O	6	3	3	4	3	9
13		ROBERT A	10	10	1			1
14	L	QUIZY P	L	L	L	L	L	0
Coach: BRACONNIER JL (FRA)								
Assistant Coach: HALUNE H (FRA)								

TEAM AND PLAYER PERFORMANCES

Won	Total Atts	No	Name
50	182	Total Team	
17	50	15	STIENSTRA K
11	55	7	KONING A
10	28	1	TIMMER Y
8	41	Total Team	
3	9	15	STIENSTRA K
2	3	7	KONING A
2	10	10	VONK C
10	107	Total Team	
5	23	10	VONK C
2	15	1	TIMMER Y
1	3	2	KERSTEN A
38		Total Team	
107	330	Total Team	
20	78	15	STIENSTRA K

Scoring Skills
Spike
Block
Serve
Opp Error
Total
Best Scorer

Won	Total Atts	No	Name
59	186	Total Team	
24	59	2	TAMEHA M
9	37	1	GOMEZ J
8	24	5	BETZER N
11	44	Total Team	
4	8	1	GOMEZ J
4	11	5	BETZER N
2	3	8	MARCANTONI B
9	110	Total Team	
4	21	11	JONSTOMP O
3	18	5	BETZER N
2	20	2	TAMEHA M
32		Total Team	
110	340	Total Team	
26	85	2	TAMEHA M

Legend:

Atts Attempts C Team Captain L Libero Player [L] Substitute libero
 [n] Starting line-up where n = starting position on court (i.e. position 1 to 6)
 [nn] Substitute where nn = jersey number of out going player Opp Opponent Pts Points scored



Match Results
成绩公告

Match No.:18

As of TUE 22 OCT 2019 at 16:01

Team	Sets	1	2	3	4	5	Total	Start: 13:30
CAN	2	25	26	16	22	10	99	End: 15:58
USA	3	22	24	25	25	15	111	Match Duration: 2h28
	Playing Time	29min	32min	26min	31min	18min	2h16	Spectators: 6500

First Referee: JANG Jong Hyang (PRK)

Second Referee: CRUZ EDIR (BRA)

CAN - Canada							
No C/L	Name	1	2	3	4	5	Pts
1	MOO SANG IA						0
2	BEAVER AM	5	5	5			4
3	STEPHAN KB	2	2	2	2	4	15
4	VORTISCH DKA	1	1	1	1	3	2
5 L	CHANG KR	L	L	L	L	L	0
7	CHANG CT			4		4	0
8	BEHNKE N	6	6	6	6	2	14
9	COLLINS NM	4	4	4	4	6	9
10	BUHR DE						0
11	CHANG DR	2	2	2	5	1	2
12	ST GEORGES VC	3	3	3	3	5	11
15 C	CLARKE OR						0
Coach: CHRISTIAN J (CAN)							
Assistant Coach: LUPTON K (CAN)							

USA - The United States of America							
No C/L	Name	1	2	3	4	5	Pts
1	CLEMENT A	4	4	4	4	6	14
2	PARIS C						0
4	FELDPAUSCH M	1	14	14	14	14	0
7 C	KELTNER H	1	1	1	1	3	5
9	HALL A	2	2	2	2	4	26
10 L	BANYAI S	L	L	L	L	L	0
11	ROSAS R	6	6	6	6	2	11
12 L	ATUALEVAO D	L	L	L	L	L	0
14	STREMICK J		3	3	3	5	6
15	CHURCHES K	3					0
17	EYRE T	5	5	5	5	1	15
Coach: VAN VARK J (USA)							
Assistant Coach: LAGASSE RANDALL S (USA)							

TEAM AND PLAYER PERFORMANCES

Won	Total Atts	No Name	Scoring Skills	Won	Total Atts	No Name
43	215	Total Team	Spike	61	221	Total Team
12	61	3 STEPHAN KB		22	73	9 HALL A
12	38	8 BEHNKE N		13	50	1 CLEMENT A
9	40	9 COLLINS NM	Block	12	44	17 EYRE T
10	37	Total Team		11	42	Total Team
6	15	12 ST GEORGES VC		3	7	7 KELTNER H
2	3	3 STEPHAN KB	Serve	3	9	11 ROSAS R
2	6	8 BEHNKE N		2	6	17 EYRE T
4	99	Total Team		5	111	Total Team
2	22	4 VORTISCH DKA	Opp Error	2	22	9 HALL A
1	12	11 CHANG DR		1	9	14 STREMICK J
1	17	3 STEPHAN KB		1	20	17 EYRE T
42		Total Team	Total	34		Total Team
99	351	Total Team		111	374	Total Team
15	81	3 STEPHAN KB		Best Scorer	26	103

Legend:

Atts	Attempts	C	Team Captain	L	Libero Player	L	Substitute libero
n	Starting line-up where n = starting position on court (i.e. position 1 to 6)			Opp	Opponent	Pts	Points scored
nn	Substitute where nn = jersey number of out going player						



Match Results
成绩公告

Match No.:19

As of TUE 22 OCT 2019 at 18:53

Team	Sets	1	2	3	4	5	Total
PRK	3	25	25	25			75
GER	0	17	12	9			38
	Playing Time	22min	20min	21min			1h3

Start: 16:30
End: 17:39
Match Duration: 1h9
Spectators: 7000

First Referee: WANG Hao Juan (CHN)

Second Referee: BROEKEMA Gerard (NED)

PRK - Democratic People's Republic of Korea							
No	C/L	Name	1	2	3	4	5 Pts
1		JU UH	2	5			5
2		SON HM	1	1			6
3	C	JONG JS	4				2
5		CHOE SJ	3				0
6		KIM UJ	5	2	2		8
9		RIM H	5	3	3		3
11		CHOE PH		15	6		7
12		KIM HJ	3	4	4		14
13	L	JONG SH	L	L	L		0
15		RI RH	6	6			4
16		PYON RH		2	1		5
17		KIM HH		1	5		1
Coach:		U CS (PRK)					
Assistant Coach:		RI HN (PRK)					

GER - The Federal Republic of Germany							
No	C/L	Name	1	2	3	4	5 Pts
1	L	KUEHLEWIND A	L	L	L		0
2		FRANK S		8	6		2
3		DOHRMANN S		12	12		0
4		KIRCHNER K	2	2	1		4
6		KIRSCHBAUM N	5	5	4		3
8		VUKOVIC J	1	1			1
9		FAUST E	6	6	5		8
11		HOCHWIND A			2		0
12		FISCHER K	3	3	2		1
13		GROESSL L	8	6	9		0
15	C	KOSTORZ S	4	4	3		6
Coach:		MARKUS S (GER)					
Assistant Coach:		MAGENER N (GER)					

TEAM AND PLAYER PERFORMANCES

Won	Total Atts	No	Name
41	67	Total Team	
13	23	12	KIM HJ
5	8	1	JU UH
5	7	2	SON HM
1	7	Total Team	
1	3	6	KIM UJ
0	1	9	RIM H
13	73	Total Team	
4	12	11	CHOE PH
4	18	6	KIM UJ
2	8	9	RIM H
20		Total Team	
75	147	Total Team	
14	28	12	KIM HJ

Scoring Skills
Spike
Block
Serve
Opp Error
Total
Best Scorer

Won	Total Atts	No	Name
18	69	Total Team	
6	19	9	FAUST E
5	16	15	KOSTORZ S
3	10	4	KIRCHNER K
4	18	Total Team	
2	4	9	FAUST E
1	4	6	KIRSCHBAUM N
1	5	4	KIRCHNER K
3	40	Total Team	
2	5	2	FRANK S
1	7	15	KOSTORZ S
0	4	9	FAUST E
13		Total Team	
38	127	Total Team	
8	27	9	FAUST E

Legend:

Atts Attempts C Team Captain L Libero Player [L] Substitute libero
 [n] Starting line-up where n = starting position on court (i.e. position 1 to 6)
 [nn] Substitute where nn = jersey number of out going player Opp Opponent Pts Points scored



Match Results
成绩公告

Match No.:20

As of TUE 22 OCT 2019 at 21:59

Team	Sets	1	2	3	4	5	Total
BRA	3	25	23	25	25		98
CHN	1	23	25	23	19		90
	Playing Time	27min	35min	38min	28min		2h8

Start: 19:30
End: 21:47
Match Duration: 2h17
Spectators: 12000

First Referee: RICHTER Janita (GER)

Second Referee: SEVOR Samara Alexandra (CAN)

BRA - The Federative Republic of Brazil								
No	C/L	Name	1	2	3	4	5	Pts
1		Juliana A	3	3	3	3		19
2		BRAGA E	6	6	6	6		20
3		COLOMBO R						0
6		SILVA M	4	4	4	4		9
7		CASSEMIRO M	2	2				0
8		CARRIJO J						0
9	C	MALINVERNO A		11				0
10	L	GONZAGA W	L	L	L	L		0
11		HELDES P	5	5	5	5		0
13		SANTOS C						0
14		CIDRAO S	2	2	2	2		17
17		DULLIUS V	1	1	1	1		7
Coach: MELO R (BRA)								
Assistant Coach: CIROLINI V (BRA)								

CHN - The People's Republic of China								
No	C/L	Name	1	2	3	4	5	Pts
1		WANG Y	5	4	5	4		23
2		ZHOU Y	1	6	1	6		4
3		CHEN X				2		0
4		YANG Y	5	5	5	3		0
5	C	LIU Y	4	3	4	4		5
6		GAO Y	3	2	3	2		7
7	L	HUANG L	L	L	L	L		0
8		YUAN X	6	5	6	5		11
9		YANG J						0
10		DUAN F		6	6			0
11		OUYANG X						0
12		LI Y	2	1	2	1		18
Coach: WU X (CHN)								
Assistant Coach: LIN N (CHN)								

TEAM AND PLAYER PERFORMANCES

Won	Total Atts	No	Name
60	133	Total Team	
18	39	2	BRAGA E
16	35	1	Juliana A
14	31	14	CIDRAO S
7	33	Total Team	
3	10	17	DULLIUS V
2	4	1	Juliana A
1	1	2	BRAGA E
6	97	Total Team	
3	26	14	CIDRAO S
1	11	17	DULLIUS V
1	12	2	BRAGA E
26		Total Team	
98	263	Total Team	
20	52	2	BRAGA E

Scoring Skills
Spike
Block
Serve
Opp Error
Total
Best Scorer

Won	Total Atts	No	Name
56	151	Total Team	
23	61	1	WANG Y
18	32	12	LI Y
6	24	8	YUAN X
8	41	Total Team	
4	13	8	YUAN X
2	9	2	ZHOU Y
1	5	6	GAO Y
4	90	Total Team	
1	10	2	ZHOU Y
1	13	8	YUAN X
1	13	6	GAO Y
21		Total Team	
90	282	Total Team	
23	76	1	WANG Y

Legend:

Atts Attempts C Team Captain L Libero Player [L] Substitute libero
 [n] Starting line-up where n = starting position on court (i.e. position 1 to 6)
 [nn] Substitute where nn = jersey number of out going player Opp Opponent Pts Points scored



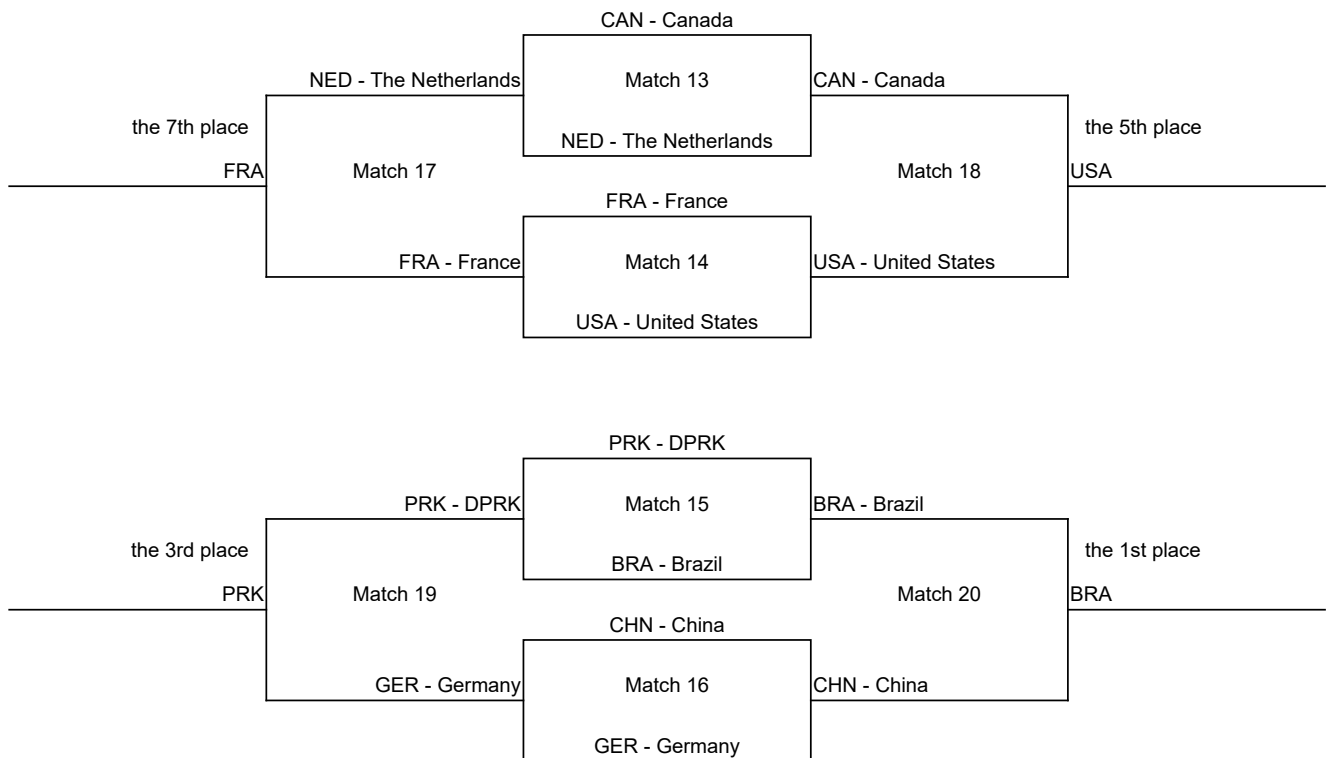
Results Table - Final Round

决赛阶段成绩汇总

As of TUE 22 OCT 2019 at 22:00

Match No	Phase	Date	Teams	Sets	Points per set					Total Points	Match Duration	Spectators
					1	2	3	4	5			
13	Semifinals	21 OCT 2019	CAN vs NED	3 - 1	21-25	25-13	25-20	25-16		96 - 74	1h56	3500
14	Semifinals	21 OCT 2019	FRA vs USA	1 - 3	25-21	17-25	15-25	23-25		80 - 96	1h49	4500
15	Semifinals	21 OCT 2019	PRK vs BRA	1 - 3	25-19	14-25	23-25	16-25		78 - 94	1h52	3500
16	Semifinals	21 OCT 2019	CHN vs GER	3 - 0	25-12	25-8	25-9			75 - 29	1h3	9000
17	Finals	22 OCT 2019	NED vs FRA	2 - 3	25-23	25-21	24-26	21-25	12-15	107 - 110	2h30	6500
18	Finals	22 OCT 2019	CAN vs USA	2 - 3	25-22	26-24	16-25	22-25	10-15	99 - 111	2h16	6500
19	Finals	22 OCT 2019	PRK vs GER	3 - 0	25-17	25-12	25-9			75 - 38	1h3	7000
20	Finals	22 OCT 2019	BRA vs CHN	3 - 1	25-23	23-25	25-23	25-19		98 - 90	2h8	12000

Statistics of	Average match duration	Average spectators	Total spectators
Preliminary Round	1h24	2868	34419
Final Round	1h49	6562	52500
Tournament	1h34	4345	86919





Final Standings

总排名

As of TUE 22 OCT 2019 at 21:56

Medal	Rank	Team
Gold	1	BRA - The Federative Republic of Brazil
Silver	2	CHN - The People's Republic of China
Bronze	3	PRK - Democratic People's Republic of Korea
	4	GER - The Federal Republic of Germany
	5	USA - The United States of America
	6	CAN - Canada
	7	FRA - The French Republic
	8	NED - The Kingdom of the Netherlands

Fair Play Trophy

The Kingdom of the Netherlands



Medallists

奖牌获得者

As of TUE 22 OCT 2019 at 21:56

GOLD	SILVER	BRONZE
BRA - The Federative Republic of Brazil	CHN - The People's Republic of China	PRK - Democratic People's Republic of Korea
1 Juliana A	1 WANG Y	1 JU UH
2 BRAGA E	2 ZHOU Y	2 SON HM
3 COLOMBO R	3 CHEN X	3 JONG JS (C)
6 SILVA M	4 YANG Y	5 CHOE SJ
7 CASSEMIRO M	5 LIU Y (C)	6 KIM UJ
8 CARRIJO J	6 GAO Y	9 RIM H
9 MALINVERNO A (C)	7 HUANG L (L)	11 CHOE PH
10 GONZAGA W (L)	8 YUAN X	12 KIM HJ
11 HELDES P	9 YANG J	13 JONG SH (L)
13 SANTOS C	10 DUAN F	15 RI RH
14 CIDRAO S	11 OUYANG X	16 PYON RH
17 DULLIUS V	12 LI Y	17 KIM HH



Players Ranking by Skills

个人技术统计排名

As of TUE 22 OCT 2019 at 22:09

BEST SCORERS

Rank	No	Name	Nation	Spike	Block	Serve	Total
1	3	JONG Jin Sim	PRK	70	2	5	77
2	7	KONING Annelies	NED	60	8	7	75
3	12	LI Yingying	CHN	49	3	11	63
4	2	BRAGA Ellen	BRA	49	1	6	56
4	14	CIDRAO Sonaly	BRA	52	1	3	56
6	2	TAMEHA Malia	FRA	49	1	5	55
7	1	WANG Yunlu	CHN	49	2	1	52
7	3	STEPHAN Kara Brooke	CAN	39	-	13	52
9	6	GAO Yi	CHN	35	10	5	50
9	2	SON Hyang Mi	PRK	34	1	15	50
9	1	Juliana Amanda	BRA	44	5	1	50
12	15	KOSTORZ Sina	GER	37	4	8	49
13	8	YUAN Xinyue	CHN	33	8	7	48
14	5	LIU Yanhan	CHN	36	7	3	46
15	12	ST GEORGES Vanessa Christine	CAN	31	10	4	45
16	9	COLLINS Norah Marie	CAN	32	6	4	42
17	1	CLEMENT Akokwe	USA	32	5	2	39
18	17	DULLIUS Valquiria	BRA	25	8	5	38
18	5	BETZER Noemie	FRA	23	10	5	38
18	9	FAUST Elke	GER	29	3	6	38
18	9	HALL Abby	USA	31	6	1	38
18	12	KIM Hyon Ju	PRK	36	1	1	38
23	15	STIENSTRA Klaasje	NED	34	3	-	37
24	11	ROSAS Raquel	USA	27	6	3	36
25	6	SILVA Mayhara	BRA	27	6	2	35
26	1	JU Un Hyang	PRK	26	2	5	33
27	5	de JONG Maria	NED	21	5	6	32
27	1	TIMMER Yana	NED	23	2	7	32
27	3	SCHERMANN Priscilla	FRA	29	2	1	32
30	1	GOMEZ Julie	FRA	18	8	4	30
31	8	BEHNKE Nicole	CAN	24	2	1	27
31	8	VUKOVIC Jana	GER	18	1	8	27
33	11	JONSTOMP Ophelia	FRA	15	4	7	26
34	17	EYRE Taelor	USA	19	1	4	24
35	14	STREMICK Justine	USA	13	9	1	23



Players Ranking by Skills

个人技术统计排名

As of TUE 22 OCT 2019 at 22:09

BEST SCORERS

Rank	No	Name	Nation	Spike	Block	Serve	Total
36	6	KIRSCHBAUM Nicole	GER	17	5	-	22
37	15	RI Ra Hyang	PRK	18	1	2	21
37	6	KIM Un Jong	PRK	12	3	6	21
39	7	KELTNER Hillary	USA	9	5	5	19
39	13	SANTOS Carla	BRA	17	1	1	19
41	4	BRACONNIER Charlotte	FRA	12	3	3	18
41	13	ROBERT Anais	FRA	13	2	3	18
43	11	CHANG Delanie Roberta	CAN	10	1	5	16
43	2	BEAVER Alison Marie	CAN	15	-	1	16
45	2	FRANK Sarah	GER	10	-	5	15
45	6	KOLKMAN Ilona	NED	5	6	4	15
47	11	CHOE Pok Hyang	PRK	9	1	4	14
47	10	VONK Chantal	NED	5	2	7	14
47	7	CASSEMIRO Mariana	BRA	8	1	5	14
47	4	VORTISCH Danielle Katarina Amador	CAN	6	-	8	14
51	5	CHOE Su Jong	PRK	5	4	4	13
51	11	WESTRIK Iris	NED	9	2	2	13
53	8	MARCANTONI Blandine	FRA	8	3	1	12
54	7	MONTI Lea	FRA	9	1	-	10
54	2	ZHOU Yujie	CHN	5	4	1	10
54	3	COLOMBO Renata	BRA	8	2	-	10
54	10	DUAN Fang	CHN	10	-	-	10
54	12	FISCHER Kristin	GER	6	-	4	10
54	15	CHURCHES Kylie	USA	7	1	2	10
54	16	PYON Rim Hyang	PRK	6	-	4	10
61	9	YANG Junjing	CHN	7	1	1	9
62	11	OUYANG Xixi	CHN	7	-	1	8
63	11	HELDES Priscila	BRA	2	-	5	7
64	10	RICHIER Fanny	FRA	6	-	-	6
64	9	MALINVERNO Angelica	BRA	4	2	-	6
64	9	RIM Hyang	PRK	2	-	4	6
67	2	PARIS Catherine	USA	3	-	2	5
67	4	FELDPAUSCH Maria	USA	3	1	1	5
67	1	MOO SANG Isabelle Ashley	CAN	5	-	-	5
67	4	YANG Yi	CHN	5	-	-	5




Players Ranking by Skills


个人技术统计排名

As of TUE 22 OCT 2019 at 22:09


BEST SPIKERS

Scoring Spike	Rank	No	Name	Nation	Spikes	Faults	Shots	Total Attempts	Eff %
	1	12	LI Yingying	CHN	49	5	32	86	51.16
	2	6	GAO Yi	CHN	35	5	19	59	50.85
	3	17	DULLIUS Valquiria	BRA	25	5	11	41	48.78
	4	12	KIM Hyon Ju	PRK	36	6	20	62	48.39
	5	8	YUAN Xinyue	CHN	33	4	24	61	47.54
	6	2	SON Hyang Mi	PRK	34	4	31	69	43.48
	7	3	JONG Jin Sim	PRK	70	10	69	149	40.27
	8	6	SILVA Mayhara	BRA	27	6	22	55	38.18
	9	11	ROSAS Raquel	USA	27	3	36	66	36.36
Limit									
15.00%									

BEST BLOCKERS

Scoring Block	Rank	No	Name	Nation	Kill Blocks	Faults	Re-bounds	Total Attempts	Avg by set
	1	14	STREMICK Justine	USA	9	7	7	23	0.82
	2	6	GAO Yi	CHN	10	12	12	29	0.63
	2	12	ST GEORGES Vanessa Christin	CAN	10	7	7	23	0.63
	4	8	YUAN Xinyue	CHN	8	15	15	30	0.50
	4	5	BETZER Noemie	FRA	10	8	8	25	0.50
	6	17	DULLIUS Valquiria	BRA	8	15	15	36	0.47
	7	7	KELTNER Hillary	USA	5	3	3	12	0.45
	8	5	LIU Yanhan	CHN	7	10	10	25	0.44
	9	1	GOMEZ Julie	FRA	8	10	10	23	0.40
9	7	KONING Annelies	NED	8	6	6	22	0.40	

BEST SERVERS

Scoring Service	Rank	No	Name	Nation	Aces	Faults	Server Hits	Total Attempts	Avg by set
	1	2	SON Hyang Mi	PRK	15	6	57	78	0.94
	2	3	STEPHAN Kara Brooke	CAN	13	12	35	60	0.81
	3	4	VORTISCH Danielle Katarina An	CAN	8	7	33	48	0.73
	4	12	LI Yingying	CHN	11	5	64	80	0.69
	5	8	VUKOVIC Jana	GER	8	4	32	44	0.53
	5	15	KOSTORZ Sina	GER	8	4	28	40	0.53
	7	7	KELTNER Hillary	USA	5	5	36	46	0.45
	8	8	YUAN Xinyue	CHN	7	4	46	57	0.44
	9	9	FAUST Elke	GER	6	3	22	31	0.40
	10	6	KIM Un Jong	PRK	6	6	32	44	0.38




Players Ranking by Skills


个人技术统计排名

As of TUE 22 OCT 2019 at 22:09


BEST DIGGERS

Non-Scoring Dig	Rank	No	Name	Nation	Digs	Faults	Receptions	Total Attempts	Avg by set
	1	14	QUIZY Pamela	FRA	92	42	18	152	4.60
	2	10	GONZAGA Welissa	BRA	73	34	18	125	4.29
	3	7	HUANG Liuyan	CHN	67	22	7	96	4.19
	4	14	KLOKKER Petra	NED	83	50	17	150	4.15
	5	13	JONG Song Hui	PRK	59	22	10	91	3.69
	6	9	COLLINS Norah Marie	CAN	53	16	9	78	3.31
	7	1	TIMMER Yana	NED	66	34	14	114	3.30
	8	5	CHANG Kelsey Resina	CAN	47	41	12	100	2.94
	9	10	BANYAI Savannah	USA	32	19	6	57	2.91
	10	3	STEPHAN Kara Brooke	CAN	44	27	13	84	2.75

BEST SETTERS

Non-Scoring Set	Rank	No	Name	Nation	Running Sets	Faults	Still Sets	Total Attempts	Avg by set
	1	7	KELTNER Hillary	USA	317	6	60	383	28.82
	2	4	VORTISCH Danielle Katarina	CAN	297	3	-	300	27.00
	3	12	FISCHER Kristin	GER	326	8	-	334	21.73
	4	10	VONK Chantal	NED	399	7	159	565	19.95
	5	7	CHANG Cassidy Taylor	CAN	131	2	-	133	18.71
	6	10	RICHER Fanny	FRA	279	7	9	295	13.95
	7	5	CHOE Su Jong	PRK	160	4	127	291	10.00
	8	2	ZHOU Yujie	CHN	159	2	215	376	9.94
	9	13	ROBERT Anais	FRA	158	5	145	308	7.90
	10	9	RIM Hyang	PRK	104	1	6	111	6.50

BEST RECEIVERS

Non-Scoring Reception	Rank	No	Name	Nation	Excellents	Faults	Serve Receptions	Total Attempts	Succ %
	1	7	CASSEMIRO Mariana	BRA	19	1	1	21	90.48
	2	15	RI Ra Hyang	PRK	23	-	7	30	76.67
	3	2	SON Hyang Mi	PRK	26	-	8	34	76.47
	4	12	LI Yingying	CHN	38	5	8	51	74.51
	5	16	PYON Rim Hyang	PRK	19	3	4	26	73.08
	6	10	GONZAGA Welissa	BRA	64	4	24	92	69.57
	7	13	JONG Song Hui	PRK	36	7	11	54	66.67
	8	7	HUANG Liuyan	CHN	51	5	26	82	62.20
	9	1	WANG Yunlu	CHN	39	6	18	63	61.90
	10	3	JONG Jin Sim	PRK	16	1	9	26	61.54

Limit

25.00%