


# Installation Manual for Beach Referee Stand



- Right Pad
- Left Pad
- Front Pad
- Right Frame
- Left Frame
- Step Frame
- Bottom joint
- Upper Joint
- Handrail
- Stage

## 組立手順 Installation



- ① Raise side frames up  
\* The set up must be done by 2 or more people.

② Insert the bottom joint and connect side frames.



③ Loose the 4 knobs



④ Insert the handrail into the upper joint.



⑤ Tighten the 4 knobs of the upper joint.







⑥ Set the stage



⑦ Adjust the height of Handrail by a pull knob.




⑧ Tighten the knob under the pull knob to fix the hand rail.



⑨ Fix the step frame shafts in the long holes of side frames.  
Insert Latch brackets of the step frame into the latch receiver of side frames until it clicks.








※ Pull the lever when removing the steps.



⑩ Set the front pad and side pad



⑪ Attach the side pads with front pad



⑫ Attach the side pads with the Velcro bands to the frame

